



# Machine-based resistance training improves functional capacity in older adults: a systematic review and meta-analysis

Archie Kirk<sup>1</sup>, James Steele<sup>1</sup> , James Fisher<sup>1\*</sup> 

<sup>1</sup>Department of Sport and Health, Solent University, UK

\*Correspondence: [jpfisheruk@outlook.com](mailto:jpfisheruk@outlook.com)

Cite as: Archie Kirk et al. (2024). Machine-based resistance training improves functional capacity in older adults: a systematic review and meta-analysis. *SportRxiv*.

Supplementary Materials: <https://osf.io/5fjq3/>

## Abstract

Resistance training is evidenced to positively impact functional performance of older adults which serves to maintain independence and quality of life, preventing or delaying institutionalisation or hospitalisation. It has been proposed that training interventions should implement resistance and balance exercises associated with movements needed in everyday life, following a principle of “train the movement, not the muscle”. However, this strength training philosophy presents challenges, and the use of resistance machines might present an efficacious alternative. The aim of this systematic review and meta-analysis was to explore the impact of machine-based resistance training upon strength and functional capacity in older adults. A PubMed/MEDLINE search was conducted, and following screening 17, articles met inclusion criteria for the systematic review, 15 of which were included in the meta-analysis for functional outcomes, and 11 of which were included in the meta-analysis for strength outcomes, respectively. Analyses revealed significant standardised mean change in favour of machine-based resistance training for functional outcomes (0.72, 95% CIs 0.39 to 1.07) and strength outcomes (0.71, 95% CIs 0.34 to 1.08) compared to control conditions (functional = 0.09, 95% CIs -0.1 to 0.28, strength = 0.1, 95% CIs -0.05 to 0.24). Substantial heterogeneity was noted in the manipulation of resistance training variables (load, effort, volume, etc.) and in the magnitude of effects between studies. In conclusion, the current data supports that significant strength and functional performance outcomes are attainable using uncompli-

cated, machine-based resistance training.

Keywords: *Generality of strength; specificity; transfer; activities of daily living*

## Introduction

Physical decline with age includes dynapenia and sarcopenia (loss of strength and muscle mass, respectively (Clark & Manini, 2008)), as well as decreases in bone mineral density (Demontiero et al., 2012). The loss of strength and muscle mass can contribute to diminished balance and increased risk of falls, and in combination with reductions in bone density - a greater likelihood of fractures, and reduced healing capacity (Boros & Freemont, 2017). Historically, strength and muscle mass have been independent predictors of longevity (Ruiz et al., 2008; Srikanthan & Karlamangla, 2014). However, and perhaps more importantly, the associated function likely serves to maintain independence and quality of life, preventing or delaying institutionalisation or hospitalisation.

Resistance training is well-documented to support reductions in blood pressure (Correia et al., 2023), increases in bone mineral density (O'Bryan et al., 2022), improvements in metabolic health markers (Ihalainen et al., 2019), and improve physical function in older adults (Bull et al., 2020; Chmelo et al., 2015). However, it has been proposed that any intervention should implement resistance and balance exercises associated with movements needed in older adults' everyday life (Morat & Mechling, 2015). In this sense, training specificity might include complex movement patterns which replicate direction of force as well as providing instability through multi-planar movements, or at the least multi-planar capacity (e.g., the use of free weights, bands, cables, or bodyweight - where stabilising a resistance is required) to improve balance, mobility, strength, and activities of daily living (Liu et al., 2014). Indeed, a recent meta-analysis (Spitz et al., 2023) supported the notion of specificity within adaptation; that strength increases showed larger Cohen's  $d$  values in strength exercises being trained. However, the authors also report some generality of strength adaptation - that an individual can make strength and/or functional improvements in movements or exercises that were not trained but recruit similar musculature (Buckner et al., 2019).

While the benefits of functional training are recognised (Liu et al., 2014), these methods are not without limitation. For example, functional training methods discussed within the literature including the use of bands, bodyweight, and weight cuffs combined with instability might limit the extent of muscular overload (due in part to the instability itself) and be difficult to quantify and progress over the duration of a training programme (Mende et al., 2022; Safons et al., 2021). Furthermore, free-weights are documented to have a greater injury risk (as well as severity of injury) compared to training using resistance machines (Kerr et al., 2010). In fact, reviews have supported the use of uncomplicated machine-based resistance training for increases in strength and muscle mass (J. Fisher et al., 2011, 2013) as well as health benefits (J. P. Fisher et al., 2017). Finally, and since functional training methods might add a degree of difficulty (e.g., training technique, programme design, exercise selection,

load progression, force direction, and strength curve) the use of resistance machines might also serve to overcome perceived complexity - an often-cited barrier to resistance training adherence of (Winett et al., 2009).

Based on the principle of specificity we recognise that the use of resistance machines, limited in plane of motion, can train only the movement and the muscles involved in each specific exercise, and thus, any transference to functional capacity outcomes is representative of a generality of strength (e.g., an ability to use muscles trained in one exercise in a separate and seemingly unrelated task). With this in mind the primary aim of this systematic review and meta-analysis was to explore the impact of machine-based resistance training upon strength and functional capacity in older adults. The secondary aim was to review the training programme variables (e.g., study duration, frequency, volume, exercise selection, load, and intensity of effort) in relation to the outcome variables (e.g., functional capacity tests).

## Methods

This systematic review was performed commensurate with Preferred Reporting Items for Systematic Reviews and Meta Analyses (PRISMA) guidelines (Page et al., 2021). To locate relevant studies, we comprehensively searched the PubMed/MEDLINE using the following Boolean search syntax: ("resistance training" OR "strength training" OR "weight training") AND ("timed up and go" OR "sit to stand" OR "functional" OR "functional capacity" OR "functional outcomes"). In addition, we screened the reference lists of articles retrieved and applicable review papers to uncover any additional studies that might meet inclusion criteria. The search process was carried out separately by two researchers (JPF and AK). The initial search consisted of screening all titles for duplication, followed by abstracts for studies potentially meeting inclusion/exclusion criteria. For papers deemed potentially relevant, full texts were evaluated and decisions were then made as to whether a given study warranted inclusion. The search was finalised February of 2024.

## Inclusion/Exclusion criteria

The studies that were sourced and went through the screening process had to meet the following inclusion criteria: 1) the article must be published in full-text English, 2). the age of participants had to be older than 60 years, 3). the population sampled were characterised as being healthy or asymptomatic (the decision to choose only apparently healthy adults eliminated the risk of selection bias as results for clinical participants might not be representative of typical adaptations or given the arm-based approach used for meta-analysis might be more likely to be influenced by regression to the mean and natural history effects), 4). the study design had to have a pre- and post-test measurement for functional capacity by including either a timed up and go and/or a sit to stand test, 5). the training intervention had to be at least 6 weeks in duration, 6). the training intervention could not include free-weight or other (e.g., dumbbells, barbells, kettlebells, sandbags, resistance bands, etc.) resistance types which might represent functionally similar/specific exercise (Unhjem et al., 2019). Exclusion criteria

included anything contradictory to the inclusion criteria in addition to any patients reported as previously suffering from long-term medical conditions which might impede functional performance or inhibit recovery (including but not limited to cancer, stroke, heart disease, diabetes, hypertension, Parkinson's, osteoporosis), and/or previous/current musculoskeletal injuries (for example, knee replacement, hip replacement, ACL reconstruction, etc.). Finally, any degree of concurrent/additional training, which included aerobic exercise, balance exercises, stretching, calisthenics, or other were excluded since these additional training modalities might confound estimation of the effects of machine-based resistance training alone.

Specifically, we chose the two measures of functional capacity; timed up and go and sit to stand because of the acceptance and simplicity of the protocols resulting in the frequency of their use in assessment, and their relationship to other functional measures. The timed up and go requires a participant to move from a seated position to stand and walk to/around an object and return to their seat ([Sprint et al., 2015](#)). This test is used to assess walking speed/ability, dynamic balance, fall risk, and agility, and is correlated to the Berg balance score ( $r = 0.81$ ), gait speed ( $r = 0.60$ ), and the Barthel index of activities of daily living (ADL's;  $r = 0.78$ ) ([Podsiadlo & Richardson, 1991](#); [Shumway-Cook et al., 2000](#)). The sit to stand test is typically performed as either the time to perform 5 movements from seated to standing upright, or the total number of vertical stands from a seated position within a 30second time (both performed with the hands folded across the chest to prevent the use of upper body strength([Balachandran et al., 2017](#))). The sit to stand test has a high interrater reliability ( $ICC=0.94$ ; ([Muñoz-Bermejo et al., 2021](#))) and correlates well with other functional measures such as stair climb speed, walking speed ( $r=0.52$ ), dynamic balance ( $r=0.65$ ), and risk of falling ([Bohannon et al., 2010](#); [Jones et al., 1999](#)). It's also worth noting that the automation and objective quantification of these clinical assessments appears relatively simple with the use of an accelerometer found within a smart phone ([Sprint et al., 2015](#)).

## Data Extraction

Where studies included multiple training conditions, only intervention groups which met the identified criteria and any respective non-training control groups were included in the review. Data was extracted for participant characteristics (age), intervention duration, training frequency, training volume, training load, repetition duration, and intensity of effort (Table 1; <https://osf.io/ujwm9>), and for resistance training exercises and resistance type (Table 2; <https://osf.io/4gubw>). Further data was extracted for functional capacity outcomes (e.g., sit to stand and timed up and go) and any strength outcomes from these studies including one repetition maximum tests or isometric maximal voluntary contractions. Where only figures were presented, data were acquired using online software (juicr package; ([Lajeunesse, 2021](#))).

## Methodological Quality

Methodological quality of each study was evaluated using the Standard Method for Assessment of Resistance Training in Longitudinal Designs (SMART-LD) which has been used to validate the methodological quality of randomised control trials involving resistance training interven-

tions with acceptable inter-rater reliability. This scale has been specifically developed for studies looking at resistance training interventions and appears more applicable than using the Physiotherapy evidence-based scale (PEDro scale) (Schoenfeld et al., 2023). The SMART-LD includes 20 criteria across 5 categories with qualitative methodological ratings for assessment of: "good quality" (16-20), "fair quality" (12-15) and "poor quality" (0-11).

## Statistical Analysis

Statistical analysis of the data extracted was performed in R, (v 4.3.3; R Core Team, <https://www.r-project.org/>) and RStudio (v 2023.06.1; Posit, <https://posit.co/>). All code utilised for data preparation and analyses are available in either the Open Science Framework page for this project <https://osf.io/5fjq3/> or the corresponding GitHub repository [https://github.com/jamessteeleii/older\\_adults\\_RT\\_machines\\_MA](https://github.com/jamessteeleii/older_adults_RT_machines_MA). The present analysis was not pre-registered as we had no a priori hypotheses and thus, given the pilot nature of this study, was considered exploratory and aimed at parameter estimation (Cumming, 2014) within a Bayesian meta-analytic framework (Kruschke & Liddell, 2018). For all analyses model parameter estimates and their precision, along with conclusions based upon them, were interpreted continuously and probabilistically, considering data quality, plausibility of effect, and previous literature, all within the context of each model. The `renv` package (Ushey et al., 2023) was used for package version reproducibility and a function based analysis pipeline using the `targets` package (Landau et al., 2023) was employed (the analysis pipeline can be viewed by downloading the R Project and running the function `targets::tar_visnetwork()`). Standardised effect sizes were all calculated using the `metafor` package (Viechtbauer, 2023). The main package `brms` (Bürkner et al., 2023) was used in fitting all the Bayesian meta-analysis models. Prior and posterior draws were taken using `tidybayes` (Kay & Mastny, 2023) and `marginalEffects` (Arel-Bundock et al., 2023) packages. All visualisations were created using `ggplot2` (Wickham et al., 2023), `tidybayes`, and the `patchwork` (Pedersen, 2023) packages. Where data to be extracted from included studies was reported in plots only we used the `juicer` package to extract this data (Lajeunesse, 2021) and the reproducible reports for this can be found in the online supplementary materials.

As noted, we adopted a Bayesian approach to the present meta-analysis. Specifically, we adopted an arm-based multiple treatment comparison (i.e., network) type model given that for the studies identified some, but not all, included a non-training control arm in addition to the machine-based RT arm (Hong et al., 2016). In typical contrast-based meta-analyses data is limited to the effect sizes for paired contrasts between arm and thus studies that include both arm (i.e., relative effects between non-training control vs machine based RT conditions); however, in arm-based analyses the data are the absolute effects within each arm and information is borrowed across studies to enable both within condition absolute, and between condition relative contrasts to be estimated. As in the present analysis we are only comparing two conditions we do not examine ranking methods as are typical in multiple treatment comparison models, but instead we focus on reporting the between condition relative contrast for non-training control vs machine-based RT. We fit two models: one for all function outcomes reported and one for all strength outcomes reported. Pre- to post-intervention period stan-

standardised effect sizes were calculated using Becker's  $d$  (Becker, 1988) for each outcome within each arm within each study. As such, data were hierarchical across three levels (i.e., effects within arms within studies) and so we included random intercepts using implicit nested coding across these levels. Given the arm-based model, we included a fixed categorical predictor using dummy coding indicating which condition a given arm within the study belonged to (i.e., non-training control or machine-based RT where the former was the intercept) and also allowed for this to be a random effect to enable the partial pooling of information across studies where there were not direct between condition relative contrasts present. We did not have any prior intuition or data available for the specific intervention in this population that was not included in the likelihood for the model anyway and so we adopted uninformed default weakly regularising priors for all parameters. We fit each model using four Monte Carlo Markov Chains each with 2000 warmup and 6000 sampling iterations. Trace plots were produced along with  $\hat{R}$  values to examine whether chains had converged, and posterior predictive checks for each model were also examined to understand the model implied distributions. These all showed good convergence with all  $\hat{R}$  values close to 1 and posterior predictive checks seemed appropriate distributions for the observed data (all diagnostic plots can be seen in the supplementary materials: <https://osf.io/z9u7s>). From each model we obtained draws from the posterior distributions for the conditional absolute estimates for each condition by study, the global grand mean absolute estimates for each condition, and the between condition relative contrast for non-training control vs machine-based RT in order to present probability density functions visually, and also to calculate mean and 95% quantile intervals (i.e., 'credible' or 'compatibility' intervals) for each estimate. These gave us the most probable value of the parameter in addition to the range from 2.5% to 97.5% percentiles.

## Results

### Search Results

For this review a total of 3249 studies were identified through database searching only. Once duplicates had been removed 1252 papers were screened for potential eligibility through title screening. This process resulted in the removal of a further 1115 papers consequently leaving 137 research articles. Following abstract screening 54 papers were excluded, leaving 83 research articles. Following full-text screening of research intervention and participant details 15 articles met the inclusion criteria stated above. Two additional articles were found after searching reference lists bringing the total to 17 articles included in this systematic review (Balachandran et al., 2017; Borges-Silva et al., 2022; Buskard et al., 2019; Filho et al., 2022; Hanson et al., 2009; Johnen & Schott, 2018; Lee et al., 2021; Leenders et al., 2013; Moura et al., 2018; Pinto et al., 2014; Raj et al., 2012; Roma et al., 2013; Safons et al., 2021; Sayers et al., 2016; Schaun et al., 2022; Schlicht et al., 2001; Walker et al., 2017). The screening process is outlined in Figure 1.

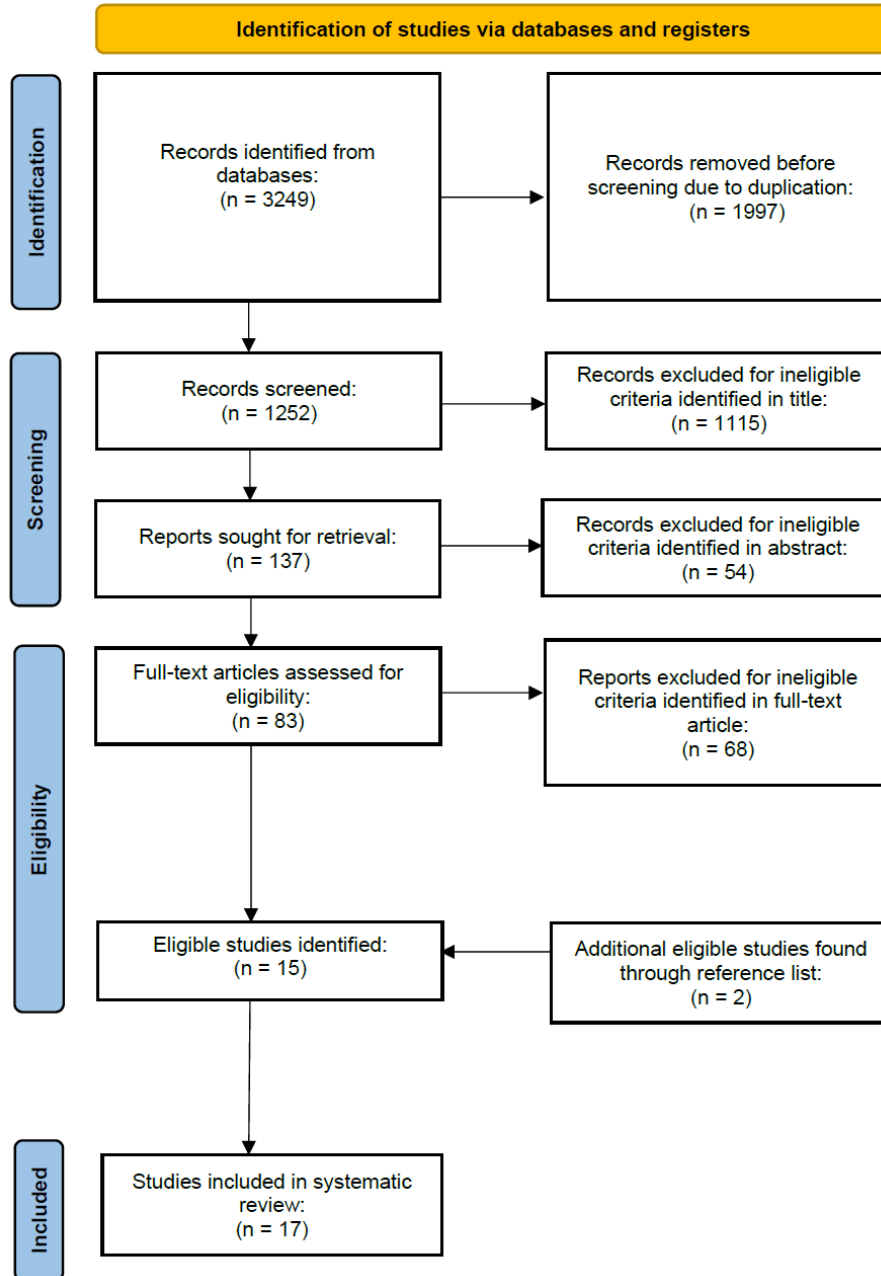


Figure 1: PRISMA Flow chart for screening process

## Quality assessment

Using the SMART-LD scale, 8 studies were considered good quality (values of 16-20/20) and 9 were considered fair quality (values of 12-15/20). Outcome for SMART-LD is presented in Table 3 (<https://osf.io/x3zp7>).

## Participant Characteristics

All training studies reported participants as being untrained (not currently, or historically engaging in any strength training intervention). In total there were 897 participants across the 17 studies, 630 of which were female (70%). Four studies included only female participants (Borges-Silva et al., 2022; Filho et al., 2022; Pinto et al., 2014; Safons et al., 2021), while the remaining studies included both male and female participants. Mean age within the studies varied from 63.9 years (Moura et al., 2018) to 78.9 years (Johnen & Schott, 2018), and when considered in view of participant samples from each study, mean age across the 17 studies was 70.2 years.

## Exercise selection and resistance type

Of the 17 studies, 6 used pneumatic resistance machines (Balachandran et al., 2017; Buskard et al., 2019; Hanson et al., 2009; Lee et al., 2021; Safons et al., 2021; Sayers et al., 2016), one used a plate loaded resistance machine (Balachandran et al., 2017), 7 studies used selectorized resistance machines (Borges-Silva et al., 2022; Johnen & Schott, 2018; Leenders et al., 2013; Moura et al., 2018; Roma et al., 2013; Schlicht et al., 2001; Walker et al., 2017), and 4 studies did not clarify resistance type, or manufacturer and model (though did state the use of machine-based resistance). Three studies considered only lower body resistance training exercises (Pinto et al., 2014; Sayers et al., 2016; Schlicht et al., 2001), and the remainder included both upper- and lower-body exercises. The lower body exercises used with the highest frequency were leg press, leg extension, and leg curl, in 15-, 10-, and 8-studies, respectively. The upper body exercises used with the highest frequency were chest press, latissimus dorsi pulldown, and seated row, in 11-, 8-, and 8- studies, respectively. On average, studies included 6 different exercises (3 upper body and 3 lower body), with a maximum of 12 different exercises (Balachandran et al., 2017), and a minimum of 2 different (Sayers et al., 2016). See Table 2 (<https://osf.io/4gubw>) for full details of exercises and resistance types.

## Study Duration and Frequency

From the 18 studies included, duration ranged from a minimum of 6-weeks (Pinto et al., 2014), up to 12 months (Roma et al., 2013). Median study duration was 12-weeks (IQR=6). Within the studies training frequency was either 2 or 3 x / week, with a median frequency of 2 (IQR=2). Accepting that not all participants had 100% attendance in each study, maximum number of possible workouts per intervention ranged from 12 training sessions (Pinto et al., 2014) to 104 training sessions (Roma et al., 2013), with median total training volume of 25.8 training sessions (IQR=12).



## Volume, Effort, Load, and repetition duration

Some of the studies utilised simple training programmes where volume of sets and repetitions did not vary throughout the intervention (Moura et al., 2018), some studies incorporated a progression of sets and repetitions as the intervention continued (Lee et al., 2021), while other studies had multiple training groups which were often prescribed different volumes of sets and repetitions (Filho et al., 2022). While table 1 (<https://osf.io/ujwm9>) reports training volume for each study in detail, the average sets and repetitions in each study was calculated and from this the average across all studies is  $2.5 \pm 0.6$  sets of  $11.0 \pm 3.0$  repetitions. Ratings of perception of effort were reported within 11 of 17 studies, however - in different formats between studies, e.g., 10-point scale (Balachandran et al., 2017; Buskard et al., 2019; Filho et al., 2022), 6-20-point scale (Johnen & Schott, 2018; Raj et al., 2012), or actual effort was proxied by the specific training protocol including use of repetition maximum (Hanson et al., 2009; Lee et al., 2021; Safons et al., 2021), and concentric failure (Borges-Silva et al., 2022; Pinto et al., 2014; Walker et al., 2017) to reflect maximal effort. The remaining 6 studies did not report effort of participants in any format (Leenders et al., 2013; Moura et al., 2018; Roma et al., 2013; Sayers et al., 2016; Schaun et al., 2022; Schlicht et al., 2001). Table 1 (<https://osf.io/ujwm9>) includes all details of the effort measures reported.

Most studies reported training load as a % 1-repetition maximum (RM), or occasionally % other RM (e.g., 10RM (Filho et al., 2022); 8RM (Johnen & Schott, 2018)). In many cases the training load varied throughout the intervention or between training conditions where there were multiple training groups. Four studies did not report a training load (Balachandran et al., 2017; Pinto et al., 2014; Roma et al., 2013; Safons et al., 2021). Where studies reported %10RM or %8RM, table 17.8 from NSCA (Haff & Triplett, 2015) was used to calculate %1RM. For ease of consideration average load was calculated as the mean load across all intervention groups across all studies as  $= 63 \pm 23$  %1RM.

Repetition duration was not reported in 8 of the 17 studies (Borges-Silva et al., 2022; Johnen & Schott, 2018; Lee et al., 2021; Leenders et al., 2013; Pinto et al., 2014; Raj et al., 2012; Roma et al., 2013; Schlicht et al., 2001). Four studies reported concentric muscle actions as being performed as fast as possible (Balachandran et al., 2017; Buskard et al., 2019; Sayers et al., 2016; Schaun et al., 2022). The remaining five studies reported concentric muscle actions as  $\sim 2$  seconds, and all 9 studies which reported repetition duration stated the eccentric muscle action as  $\sim 2$  seconds.

## Functional Outcomes

The model examining functional outcomes included 15 studies containing 33 separate arms (8 non-training control and 25 machine-based RT) reporting 54 within arm effects. The global grand mean estimate for the between condition relative contrast (i.e., machine-based RT minus non-training control) was 0.63 [95% credible interval: 0.23, 1.04], though there was considerable heterogeneity in the magnitude of effects between studies ( $\tau_{Condition(training)} = 0.66$  [95% credible interval: 0.37, 1.07]). An ordered forest plot of conditional study level estimates for absolute within condition effects, the global grand mean estimates for absolute within con-

dition effects, and the global grand mean estimate for the between condition relative contrast including interval estimates and posterior probability distributions are shown in Figure 2

## Strength Outcomes

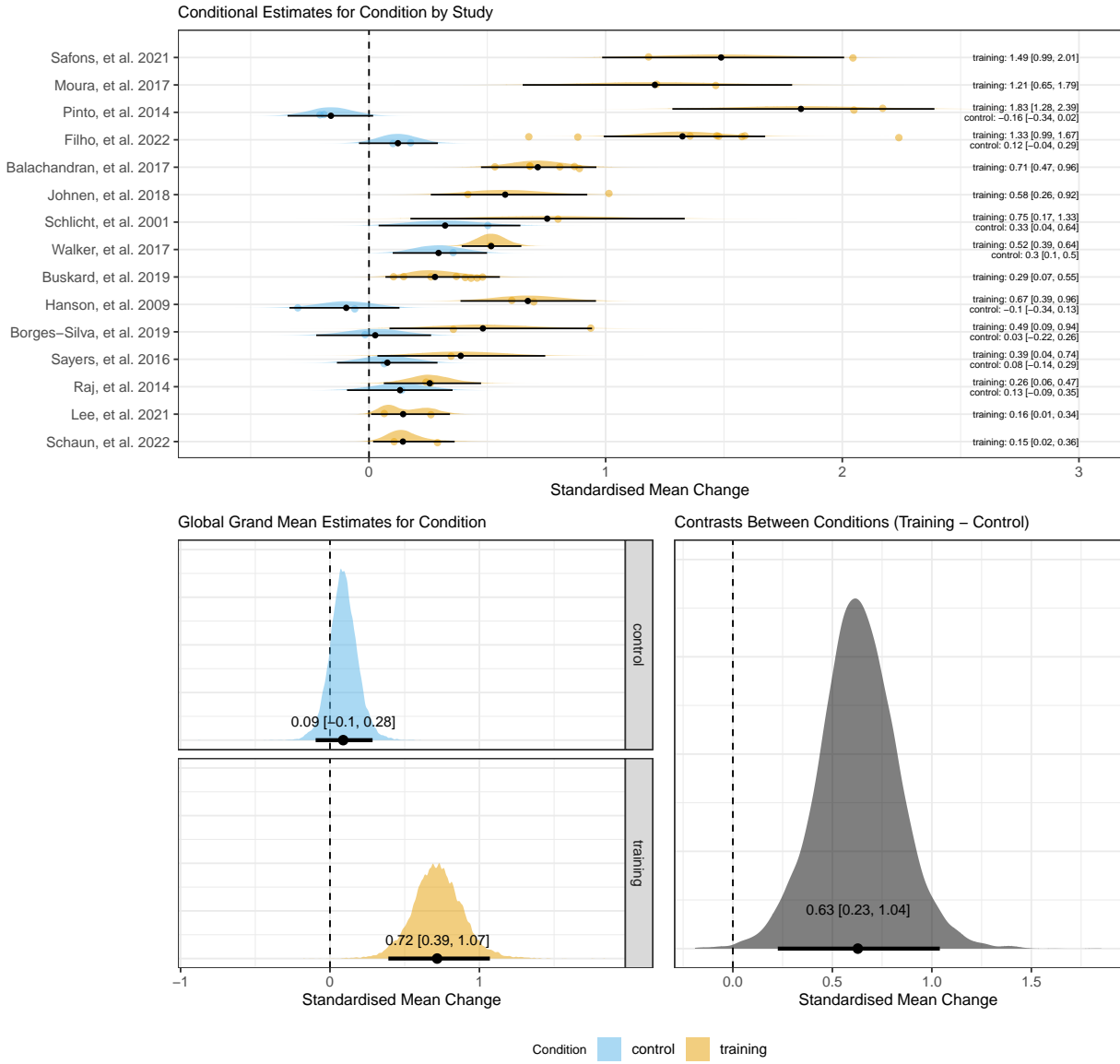
The model examining strength outcomes included 11 studies containing 24 separate arms (6 non-training control and 18 machine-based RT) reporting 60 within arm effects. The global grand mean estimate for the between condition relative contrast (i.e., machine-based RT minus non-training control) was 0.61 [95% credible interval: 0.21,1.01], though there was considerable heterogeneity in the magnitude of effects between studies ( $\tau_{Condition(training)} = 0.57$  [95% credible interval: 0.32,1]). An ordered forest plot of conditional study level estimates for absolute within condition effects, the global grand mean estimates for absolute within condition effects, and the global grand mean estimate for the between condition relative contrast including interval estimates and posterior probability distributions are shown in Figure 3

## Discussion

This represents the first systematic review with meta-analysis considering the effects of machine-based resistance training alone upon functional outcomes in older adults. A previous review appears superficially similar (Mende et al., 2022), however, the authors included anthropometric changes relating to sarcopenia, as well as studies which had incorporated multi-modal training methods (e.g., cardiovascular-, free-weight-, and balance-training). Instead, we were interested specifically in whether training using non-specific a non-specific modality, namely machine-based resistance training, would alone result in improvements in functional outcomes in older adults. Firstly, our data confirmed significant strength increases as a result of machine-based strength training interventions. Values were of a similar magnitude to those reported previously in both large scale meta-analysis (Steele, Fisher, Smith, et al., 2023) and in a large sample including older adults (Steele, Fisher, Giessing, et al., 2023). While this might be expected, it should not be overlooked. There is a recognised and well documented decline in strength in females >40 years and males >60 years (Haynes et al., 2020). Any methods which can mitigate or reverse this decline are likely to be important for prolonged health and longevity. Machine-based resistance training has been presented as a time-efficient and uncomplicated approach to strength training (J. Fisher et al., 2011; J. P. Fisher et al., 2017), and engagement in resistance training, along with concomitant increases in strength are associated with reductions in all-cause mortality (Saeidifard et al., 2019; Shailendra et al., 2022).

Secondly, our analyses show significant improvements in functional outcome measures as a result of machine-based resistance training in older adults. Specifically, we considered two measures of functional capacity; timed up and go and sit to stand. While we recognise alternate methods of measuring functional capacity exist, we elected to include only these two assessments because of their prevalence in the literature, their relationship with other activities of daily living (Bohannon et al., 2010; Jones et al., 1999; Podsiadlo & Richardson, 1991;

Meta-Analysis of Prior Studies Examining the Effects of Machine Based Resistance Training on Function



Point estimates and 95% quantile intervals reported

Figure 2: An ordered forest plot for functional outcomes of conditional study level estimates for absolute within condition effects including individual effect sizes as points (top panel), the global grand mean estimates for absolute within condition effects (bottom left panel), and the global grand mean estimate for the between condition relative contrast (top right panel) including interval estimates and posterior probability distributions

Meta-Analysis of Prior Studies Examining the Effects of Machine Based Resistance Training on Strength

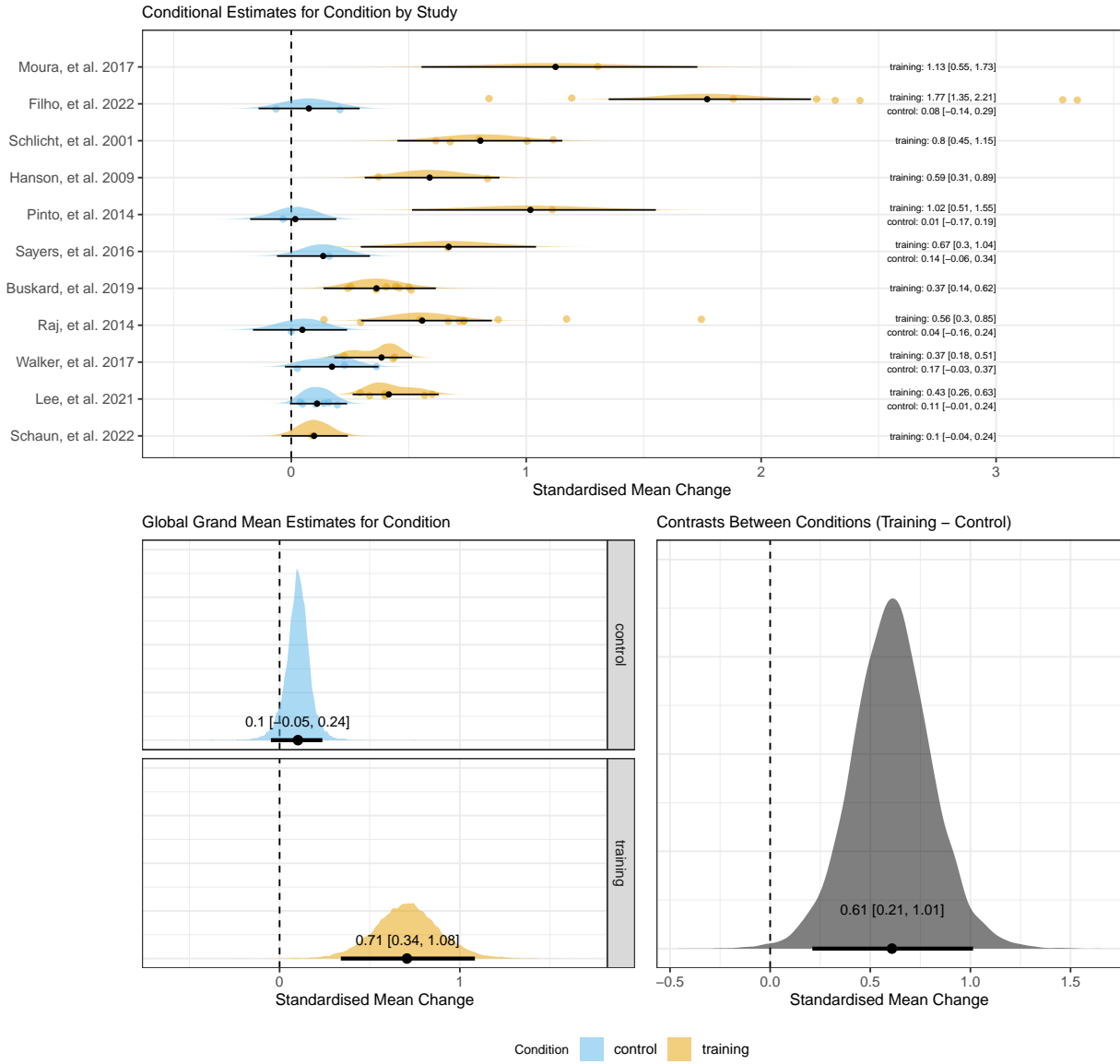


Figure 3: An ordered forest plot for strength outcomes of conditional study level estimates for absolute within condition effects including individual effect sizes as points (top panel), the global grand mean estimates for absolute within condition effects (bottom left panel), and the global grand mean estimate for the between condition relative contrast (top right panel) including interval estimates and posterior probability distributions

[Shumway-Cook et al., 2000](#)), and because of the acceptance and simplicity of the protocols. Previous research has suggested a need for task specific training ([Morat & Mechling, 2015](#)), and indeed strength transference is a continued area of research ([Spitz et al., 2023](#)). Based on our analyses, we propose that there is not a need to attempt to perform balance tasks, replicate activities, or to recreate superficially similar motor schema (e.g., adding load to a movement). But rather that increasing muscular strength through uncomplicated machine-based resistance training, can then be applied to activities of daily living; or at the very least, a machine-based resistance training intervention alone can through the totality of its causal mechanisms improve functional outcomes. We believe this data adds to our understanding of training specificity and application of strength and posit that any recommendation to train a movement rather than a muscle might be unnecessary - our data suggests that a person can train a muscle(s) to be stronger and then apply that strength in seemingly unrelated tasks.

We should recognise that while this review included 17 empirical research studies, there was considerable disparity in application of training variables including, study duration, training volume, load, repetition duration, and effort. However, even the shortest duration intervention (6-weeks; ([Pinto et al., 2014](#))) reported considerable strength and functional outcome increases. While manipulation of these training variables might, in the future, support differing degrees of adaptation, at present, we suggest that the consistently positive outcomes reported herein permit a degree of freedom to all personal trainers or clinical exercise physiologists prescribing exercise to older adults.

## **Limitations**

We wish to clarify that this study did not ask the question “do increases in strength from machine-based resistance training causally mediate improvements in functional capacity?”. Thus, our comments above regarding the transference of strength remain speculative. We acknowledge that there might be disparity between strength increases on trained exercises and functional capacity outcomes. Further, that machine-based resistance training might improve functional measures even in an absence of detectible strength increases. For example, a person engaging in resistance training might experience increases in confidence or perception of health which manifest as improvements in physical function. However, our analyses presents evident and significant strength increases, as well as improvements in functional capacity measures as a result of strength training interventions. Thus, it seems reasonable to speculate that they may be causally related. Further, we should clarify that we are not opposed to alternate training methods which includes the use of free weights, bands, or most recently the use of a weighted vest ([Pagan et al., 2024](#)) or replication of functional tasks, when performed safely. However, our data supports that these are unnecessary at the initiation of a strength training intervention.

## Conclusion

The present systematic review and meta-analysis has shown that uncomplicated, machine-based resistance training can increase strength as well as functional capacity. Such improvements might serve to preserve independence and improve quality of life. When considering the practical implications of these findings, it is important to recognise the consistently positive outcomes in relation to the heterogenous manipulation of training variables. We propose that personal trainers or clinicians working with older adults can prescribe a strength training intervention using resistance machines with leniency around other variables without a need to challenge balance or replicate movement patterns. Further research considering strength transference and specificity of adaptation should continue to compare strength and performance increases between superficially similar and seemingly unrelated tasks.

## Statements and Declarations

The authors received no funding for this piece of work. The authors declare no conflicts of interest. Data and code utilised for data preparation and analyses are available in the Open Science Framework page for this project <https://osf.io/5fjq3/>. As a systematic review and meta-analysis ethical approval was not required. Data searches were completed by AK and JF, data analyses were performed by JS and JF, the manuscript was written and approved by all authors.

## References

- Arel-Bundock, V., cre, cph, Diniz, M. A., Greifer, N., & Bacher, E. (2023). *Marginal effects: Predictions, Comparisons, Slopes, Marginal Means, and Hypothesis Tests*.
- Balachandran, A. T., Gandia, K., Jacobs, K. A., Streiner, D. L., Eltoukhy, M., & Signorile, J. F. (2017). Power training using pneumatic machines vs. Plate-loaded machines to improve muscle power in older adults. *Experimental Gerontology, 98*, 134–142. <https://doi.org/10.1016/j.exger.2017.08.009>
- Becker, B. J. (1988). Synthesizing standardized mean-change measures. *British Journal of Mathematical and Statistical Psychology, 41*(2), 257–278. <https://doi.org/10.1111/j.2044-8317.1988.tb00901.x>
- Bohannon, R. W., Bubela, D. J., Magasi, S. R., Wang, Y.-C., & Gershon, R. C. (2010). Sit-to-stand test: Performance and determinants across the age-span. *Isokinetics and Exercise Science, 18*(4), 235–240. <https://doi.org/10.3233/IES-2010-0389>
- Borges-Silva, F., Martínez-Pascual, M., Colomer-Poveda, D., Márquez, G., & Romero-Arenas, S. (2022). Does Heavy-Resistance Training Improve Mobility and Perception of Quality of Life in Older Women? *Biology, 11*(5), 626. <https://doi.org/10.3390/biology11050626>
- Boros, K., & Freemont, T. (2017). Physiology of ageing of the musculoskeletal system. *Best Practice & Research. Clinical Rheumatology, 31*(2), 203–217. <https://doi.org/10.1016/j.berh.2017.09.003>
- Buckner, S. L., Kuehne, T., Yitzchaki, N., Zhu, W., Humphries, M., & Loenneke, J. (2019). The

- Generality of Strength Adaptation. *Journal of Trainology*, 8(1), 5–8. [https://doi.org/10.17338/trainology.8.1\\_5](https://doi.org/10.17338/trainology.8.1_5)
- Bull, F. C., Al-Ansari, S. S., Biddle, S., Borodulin, K., Buman, M. P., Cardon, G., Carty, C., Chaput, J.-P., Chastin, S., Chou, R., Dempsey, P. C., DiPietro, L., Ekelund, U., Firth, J., Friedenreich, C. M., Garcia, L., Gichu, M., Jago, R., Katzmarzyk, P. T., ... Willumsen, J. F. (2020). World Health Organization 2020 guidelines on physical activity and sedentary behaviour. *British Journal of Sports Medicine*, 54(24), 1451–1462. <https://doi.org/10.1136/bjsports-2020-102955>
- Bürkner, P.-C., Gabry, J., Weber, S., Johnson, A., Modrak, M., Badr, H. S., Weber, F., Ben-Shachar, M. S., Rabel, H., Mills, S. C., & Wild, S. (2023). *Brms: Bayesian Regression Models using 'Stan'*.
- Buskard, A. N. L., Jacobs, K. A., Eltoukhy, M. M., Strand, K. L., Villanueva, L., Desai, P. P., & Signorile, J. F. (2019). Optimal Approach to Load Progressions during Strength Training in Older Adults. *Medicine and Science in Sports and Exercise*, 51(11), 2224–2233. <https://doi.org/10.1249/MSS.0000000000002038>
- Chmelo, E. A., Crotts, C. I., Newman, J. C., Brinkley, T. E., Lyles, M. F., Leng, X., Marsh, A. P., & Nicklas, B. J. (2015). Heterogeneity of physical function responses to exercise training in older adults. *Journal of the American Geriatrics Society*, 63(3), 462–469. <https://doi.org/10.1111/jgs.13322>
- Clark, B. C., & Manini, T. M. (2008). Sarcopenia  $\neq$  dynapenia. *The Journals of Gerontology. Series A, Biological Sciences and Medical Sciences*, 63(8), 829–834. <https://doi.org/10.1093/gerona/63.8.829>
- Correia, R. R., Veras, A. S. C., Tebar, W. R., Rufino, J. C., Batista, V. R. G., & Teixeira, G. R. (2023). Strength training for arterial hypertension treatment: A systematic review and meta-analysis of randomized clinical trials. *Scientific Reports*, 13(1), 201. <https://doi.org/10.1038/s41598-022-26583-3>
- Cumming, G. (2014). The New Statistics: Why and How. *Psychological Science*, 25(1), 7–29. <https://doi.org/10.1177/0956797613504966>
- Demontiero, O., Vidal, C., & Duque, G. (2012). Aging and bone loss: New insights for the clinician. *Therapeutic Advances in Musculoskeletal Disease*, 4(2), 61–76. <https://doi.org/10.1177/1759720X11430858>
- Filho, M. M., Venturini, G. R. D. O., Moreira, O. C., Leitão, L., Mira, P. A. C., de Castro, J. B. P., Aidar, F. J., Novaes, J. da S., Vianna, J. M., & Caputo Ferreira, M. E. (2022). Effects of Different Types of Resistance Training and Detraining on Functional Capacity, Muscle Strength, and Power in Older Women: A Randomized Controlled Study. *Journal of Strength and Conditioning Research*, 36(4), 984–990. <https://doi.org/10.1519/JSC.0000000000004195>
- Fisher, J. P., Steele, J., Gentil, P., Giessing, J., & Westcott, W. L. (2017). A minimal dose approach to resistance training for the older adult; the prophylactic for aging. *Experimental Gerontology*, 99, 80–86. <https://doi.org/10.1016/j.exger.2017.09.012>
- Fisher, J., Steele, J., Bruce-Low, S., & Smith, D. (2011). Evidence-Based Resistance Training Recommendations. *Medicina Sportiva*, 15(3), 147–162. <https://doi.org/10.2478/v10036-011-0025-x>
- Fisher, J., Steele, J., & Smith, D. (2013). EVIDENCE BASED RESISTANCE TRAINING RECOMMENDATIONS FOR MUSCULAR HYPERTROPHY. *Medicina Sportiva*.

- Haff, G. G., & Triplett, N. T. (2015). *Essentials of Strength Training and Conditioning 4th Edition*. Human Kinetics.
- Hanson, E. D., Srivatsan, S. R., Agrawal, S., Menon, K. S., Delmonico, M. J., Wang, M. Q., & Hurley, B. F. (2009). Effects of strength training on physical function: Influence of power, strength, and body composition. *Journal of Strength and Conditioning Research*, 23(9), 2627–2637. <https://doi.org/10.1519/JSC.0b013e3181b2297b>
- Haynes, E. M. K., Neubauer, N. A., Cornett, K. M. D., O'Connor, B. P., Jones, G. R., & Jakobi, J. M. (2020). Age and sex-related decline of muscle strength across the adult lifespan: A scoping review of aggregated data. *Applied Physiology, Nutrition, and Metabolism = Physiologie Appliquee, Nutrition Et Metabolisme*, 45(11), 1185–1196. <https://doi.org/10.1139/apnm-2020-0081>
- Hong, H., Chu, H., Zhang, J., & Carlin, B. P. (2016). A Bayesian missing data framework for generalized multiple outcome mixed treatment comparisons. *Research Synthesis Methods*, 7(1), 6–22. <https://doi.org/10.1002/jrsm.1153>
- Ihalainen, J. K., Inglis, A., Mäkinen, T., Newton, R. U., Kainulainen, H., Kyröläinen, H., & Walker, S. (2019). Strength Training Improves Metabolic Health Markers in Older Individual Regardless of Training Frequency. *Frontiers in Physiology*, 10, 32. <https://doi.org/10.3389/fphys.2019.00032>
- Johnen, B., & Schott, N. (2018). Feasibility of a machine vs free weight strength training program and its effects on physical performance in nursing home residents: A pilot study. *Ageing Clinical and Experimental Research*, 30(7), 819–828. <https://doi.org/10.1007/s40520-017-0830-8>
- Jones, C. J., Rikli, R. E., & Beam, W. C. (1999). A 30-s chair-stand test as a measure of lower body strength in community-residing older adults. *Research Quarterly for Exercise and Sport*, 70(2), 113–119. <https://doi.org/10.1080/02701367.1999.10608028>
- Kay, M., & Mastny, T. (2023). *Tidybayes: Tidy Data and 'Geoms' for Bayesian Models*.
- Kerr, Z. Y., Collins, C. L., & Comstock, R. D. (2010). Epidemiology of weight training-related injuries presenting to United States emergency departments, 1990 to 2007. *The American Journal of Sports Medicine*, 38(4), 765–771. <https://doi.org/10.1177/0363546509351560>
- Kruschke, J. K., & Liddell, T. M. (2018). The Bayesian New Statistics: Hypothesis testing, estimation, meta-analysis, and power analysis from a Bayesian perspective. *Psychonomic Bulletin & Review*, 25(1), 178–206. <https://doi.org/10.3758/s13423-016-1221-4>
- Lajeunesse, M. J. (2021). *Juicr: Automated and Manual Extraction of Numerical Data from Scientific Images*.
- Landau, W. M., Warkentin, M. T., Edmondson, M., Oliver, S., Mahr, T., & Company, E. L. and. (2023). *Targets: Dynamic Function-Oriented 'Make'-Like Declarative Pipelines*.
- Lee, S. Y., Goh, A., Tan, K., Choo, P. L., Ong, P. H., Wong, W. P., & Wee, S.-L. (2021). Effectiveness of a community-delivered pneumatic machine resistance training programme (Gym Tonic) for older adults at neighbourhood senior centres - a randomized controlled trial. *European Review of Aging and Physical Activity: Official Journal of the European Group for Research into Elderly and Physical Activity*, 18(1), 21. <https://doi.org/10.1186/s11556-021-00273-x>
- Leenders, M., Verdijk, L. B., van der Hoeven, L., van Kranenburg, J., Nilwik, R., & van Loon,



- L. J. C. (2013). Elderly men and women benefit equally from prolonged resistance-type exercise training. *The Journals of Gerontology. Series A, Biological Sciences and Medical Sciences*, 68(7), 769–779. <https://doi.org/10.1093/gerona/gls241>
- Liu, C., Shiroy, D. M., Jones, L. Y., & Clark, D. O. (2014). Systematic review of functional training on muscle strength, physical functioning, and activities of daily living in older adults. *European Review of Aging and Physical Activity*, 11(2), 95–106. <https://doi.org/10.1007/s11556-014-0144-1>
- Mende, E., Moeinnia, N., Schaller, N., Weiß, M., Haller, B., Halle, M., & Siegrist, M. (2022). Progressive machine-based resistance training for prevention and treatment of sarcopenia in the oldest old: A systematic review and meta-analysis. *Experimental Gerontology*, 163, 111767. <https://doi.org/10.1016/j.exger.2022.111767>
- Morat, T., & Mechling, H. (2015). Training in the functional movement circle to promote strength and mobility-related activities in older adults: A randomized controlled trial. *European Journal of Ageing*, 12(2), 105–118. <https://doi.org/10.1007/s10433-014-0325-9>
- Moura, B. M. de, Sakugawa, R. L., Orsatto, L. B. da R., de Lima, L. A. P., Pinto, R. S., Walker, S., & Diefenthaler, F. (2018). Functional capacity improves in-line with neuromuscular performance after 12 weeks of non-linear periodization strength training in the elderly. *Ageing Clinical and Experimental Research*, 30(8), 959–968. <https://doi.org/10.1007/s40520-017-0873-x>
- Muñoz-Bermejo, L., Adsuar, J. C., Mendoza-Muñoz, M., Barrios-Fernández, S., Garcia-Gordillo, M. A., Pérez-Gómez, J., & Carlos-Vivas, J. (2021). Test-Retest Reliability of Five Times Sit to Stand Test (FTSST) in Adults: A Systematic Review and Meta-Analysis. *Biology*, 10(6), 510. <https://doi.org/10.3390/biology10060510>
- O'Bryan, S. J., Giuliano, C., Woessner, M. N., Vogrin, S., Smith, C., Duque, G., & Levinger, I. (2022). Progressive Resistance Training for Concomitant Increases in Muscle Strength and Bone Mineral Density in Older Adults: A Systematic Review and Meta-Analysis. *Sports Medicine (Auckland, N.Z.)*, 52(8), 1939–1960. <https://doi.org/10.1007/s40279-022-01675-2>
- Pagan, J. I., Bradshaw, B. A., Bejte, B., Hart, J. N., Perez, V., Knowles, K. S., Beausejour, J. P., Luzadder, M., Menger, R., Osorio, C., Harmon, K. K., Hanney, W. J., Wilson, A. T., Stout, J. R., & Stock, M. S. (2024). Task-specific resistance training adaptations in older adults: Comparing traditional and functional exercise interventions. *Frontiers in Aging*, 5, 1335534. <https://doi.org/10.3389/fragi.2024.1335534>
- Page, M. J., McKenzie, J. E., Bossuyt, P. M., Boutron, I., Hoffmann, T. C., Mulrow, C. D., Shamseer, L., Tetzlaff, J. M., Akl, E. A., Brennan, S. E., Chou, R., Glanville, J., Grimshaw, J. M., Hróbjartsson, A., Lalu, M. M., Li, T., Loder, E. W., Mayo-Wilson, E., McDonald, S., ... Moher, D. (2021). The PRISMA 2020 statement: An updated guideline for reporting systematic reviews. *BMJ (Clinical Research Ed.)*, 372, n71. <https://doi.org/10.1136/bmj.n71>
- Pedersen, T. L. (2023). *Patchwork: The Composer of Plots*.
- Pinto, R. S., Correa, C. S., Radaelli, R., Cadore, E. L., Brown, L. E., & Bottaro, M. (2014). Short-term strength training improves muscle quality and functional capacity of elderly women. *Age (Dordrecht, Netherlands)*, 36(1), 365–372. <https://doi.org/10.1007/s11357-013-9567-2>

- Podsiadlo, D., & Richardson, S. (1991). The timed "Up & Go": A test of basic functional mobility for frail elderly persons. *Journal of the American Geriatrics Society*, 39(2), 142–148. <https://doi.org/10.1111/j.1532-5415.1991.tb01616.x>
- Raj, I. S., Bird, S. R., Westfold, B. A., & Shield, A. J. (2012). Effects of eccentrically biased versus conventional weight training in older adults. *Medicine and Science in Sports and Exercise*, 44(6), 1167–1176. <https://doi.org/10.1249/MSS.0b013e3182442ecd>
- Roma, M. F. B., Busse, A. L., Betoni, R. A., Melo, A. C. de, Kong, J., Santarem, J. M., & Jacob Filho, W. (2013). Effects of resistance training and aerobic exercise in elderly people concerning physical fitness and ability: a prospective clinical trial. *Einstein (Sao Paulo, Brazil)*, 11(2), 153–157. <https://doi.org/10.1590/s1679-45082013000200003>
- Ruiz, J. R., Sui, X., Lobelo, F., Morrow, J. R., Jackson, A. W., Sjöström, M., & Blair, S. N. (2008). Association between muscular strength and mortality in men: Prospective cohort study. *BMJ (Clinical Research Ed.)*, 337(7661), a439. <https://doi.org/10.1136/bmj.a439>
- Saeidifard, F., Medina-Inojosa, J. R., West, C. P., Olson, T. P., Somers, V. K., Bonikowske, A. R., Prokop, L. J., Vinciguerra, M., & Lopez-Jimenez, F. (2019). The association of resistance training with mortality: A systematic review and meta-analysis. *European Journal of Preventive Cardiology*, 26(15), 1647–1665. <https://doi.org/10.1177/2047487319850718>
- Safons, M. P., de Lima, M. S. N., Gonçalves, K. F. L., de Souza Junior, G. A., Barreto, T. L. C., Oliveira, A. J. S., Ribeiro, A. L. A., Dos Santos Couto Paz, C. C., Gentil, P., Bottaro, M., & Martins, W. R. (2021). Effects of Resistance Training With Machines and Elastic Tubes on Functional Capacity and Muscle Strength in Community-Living Older Women: A Randomized Clinical Trial. *Journal of Aging and Physical Activity*, 29(6), 959–967. <https://doi.org/10.1123/japa.2020-0018>
- Sayers, S. P., Gibson, K., & Bryan Mann, J. (2016). Improvement in functional performance with high-speed power training in older adults is optimized in those with the highest training velocity. *European Journal of Applied Physiology*, 116(11-12), 2327–2336. <https://doi.org/10.1007/s00421-016-3484-x>
- Schaun, G. Z., Bamman, M. M., Andrade, L. S., David, G. B., Krüger, V. L., Marins, E. F., Nunes, G. N., Häfele, M. S., Mendes, G. F., Gomes, M. L. B., Campelo, P. C., Pinto, S. S., & Alberton, C. L. (2022). High-velocity resistance training mitigates physiological and functional impairments in middle-aged and older adults with and without mobility-limitation. *GeroScience*, 44(3), 1175–1197. <https://doi.org/10.1007/s11357-022-00520-8>
- Schlicht, J., Camaione, D. N., & Owen, S. V. (2001). Effect of intense strength training on standing balance, walking speed, and sit-to-stand performance in older adults. *The Journals of Gerontology. Series A, Biological Sciences and Medical Sciences*, 56(5), M281–286. <https://doi.org/10.1093/gerona/56.5.m281>
- Schoenfeld, B. J., Androulakis-Korakakis, P., Coleman, M., Burke, R., & Piñero, A. (2023). SMART-LD: A tool for critically appraising risk of bias and reporting quality in longitudinal resistance training interventions. OSF. <https://doi.org/10.31219/osf.io/nhva2>
- Shailendra, P., Baldock, K. L., Li, L. S. K., Bennie, J. A., & Boyle, T. (2022). Resistance Training and Mortality Risk: A Systematic Review and Meta-Analysis. *American Journal of Preventive Medicine*, 63(2), 277–285. <https://doi.org/10.1016/j.amepre.2022.03.020>
- Shumway-Cook, A., Brauer, S., & Woollacott, M. (2000). [Predicting the probability for falls in](#)

- community-dwelling older adults using the Timed Up & Go Test. *Physical Therapy*, 80(9), 896–903.
- Spitz, R. W., Kataoka, R., Dankel, S. J., Bell, Z. W., Song, J. S., Wong, V., Yamada, Y., & Loenneke, J. P. (2023). Quantifying the Generality of Strength Adaptation: A Meta-Analysis. *Sports Medicine (Auckland, N.Z.)*, 53(3), 637–648. <https://doi.org/10.1007/s40279-022-01790-0>
- Sprint, G., Cook, D. J., & Weeks, D. L. (2015). Toward Automating Clinical Assessments: A Survey of the Timed Up and Go. *IEEE Reviews in Biomedical Engineering*, 8, 64–77. <https://doi.org/10.1109/RBME.2015.2390646>
- Srikanthan, P., & Karlamangla, A. S. (2014). Muscle mass index as a predictor of longevity in older adults. *The American Journal of Medicine*, 127(6), 547–553. <https://doi.org/10.1016/j.amjmed.2014.02.007>
- Steele, J., Fisher, J. P., Giessing, J., Androulakis-Korakakis, P., Wolf, M., Kroeske, B., & Reuters, R. (2023). Long-Term Time-Course of Strength Adaptation to Minimal Dose Resistance Training Through Retrospective Longitudinal Growth Modeling. *Research Quarterly for Exercise and Sport*, 94(4), 913–930. <https://doi.org/10.1080/02701367.2022.2070592>
- Steele, J., Fisher, J. P., Smith, D., Schoenfeld, B. J., Yang, Y., & Nakagawa, S. (2023). Meta-analysis of variation in sport and exercise science: Examples of application within resistance training research. *Journal of Sports Sciences*, 41(17), 1617–1634. <https://doi.org/10.1080/02640414.2023.2286748>
- Unhjem, R., van den Hoven, L. T., Nygård, M., Hoff, J., & Wang, E. (2019). Functional Performance With Age: The Role of Long-Term Strength Training. *Journal of Geriatric Physical Therapy (2001)*, 42(3), 115–122. <https://doi.org/10.1519/JPT.0000000000000141>
- Ushey, K., cre, Wickham, H., Software, P., & PBC. (2023). *Renv: Project Environments*.
- Viechtbauer, W. (2023). *Metafor: Meta-Analysis Package for R*.
- Walker, S., Haff, G. G., Häkkinen, K., & Newton, R. U. (2017). Moderate-Load Muscular Endurance Strength Training Did Not Improve Peak Power or Functional Capacity in Older Men and Women. *Frontiers in Physiology*, 8, 743. <https://doi.org/10.3389/fphys.2017.00743>
- Wickham, H., Chang, W., Henry, L., Pedersen, T. L., Takahashi, K., Wilke, C., Woo, K., Yutani, H., Dunnington, D., Posit, & PBC. (2023). *Ggplot2: Create Elegant Data Visualisations Using the Grammar of Graphics*.
- Winnett, R. A., Williams, D. M., & Davy, B. M. (2009). Initiating and maintaining resistance training in older adults: A social cognitive theory-based approach. *British Journal of Sports Medicine*, 43(2), 114–119. <https://doi.org/10.1136/bjism.2008.049361>